



IB4-P



R-F AMPLIFIER PENTODE

Filament	Coated	
Voltage	2.0	d-c volts
Current	0.060	amp.
Direct Interelectrode Capacitances:		
Grid to Plate (with shield-can)	0.007 max.	μf
Input	5	μf
Output	11	μf
Overall Length	4-9/32" to 4-17/32"	
Maximum Diameter	1-9/16"	
Bulb	ST-12	
Cap	Small Metal	
Base	(2) (3)	Small 4-Pin
Pin 1-Filament†	(1) (4)	Pin 4-Filament -
Pin 2-Plate		Cap -Grid
Pin 3-Screen		

BOTTOM VIEW

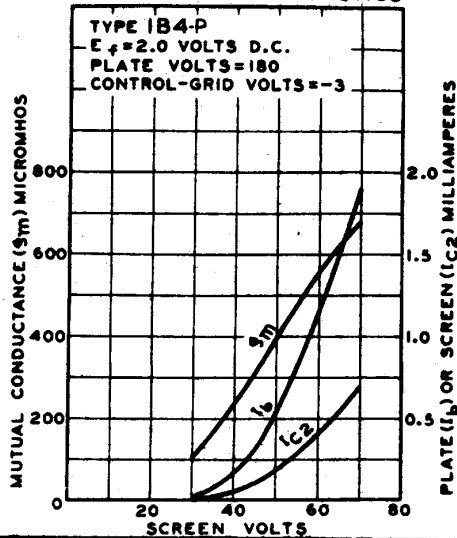
AMPLIFIER - Class A

Operating Conditions and Characteristics:

Filament	2.0	2.0	d-c volts
Plate	90	180 max.	volts
Screen	67.5	67.5 max.	volts
Grid	-3	-3	volts
Amp. Fact.	550	1000	
Plate Res.	1.0	1.5	megohms
Mut. Cond.	600	650	μmhos
Grid Bias†	-8	-8	volts
Plate Cur.	1.6	1.7	ma.
Screen Cur.	0.7	0.6	ma.

† For plate current cut-off.

AVERAGE CHARACTERISTICS



SEPT. 30, 1936

RCA RADIONRON DIVISION
RCA MANUFACTURING COMPANY, INC.

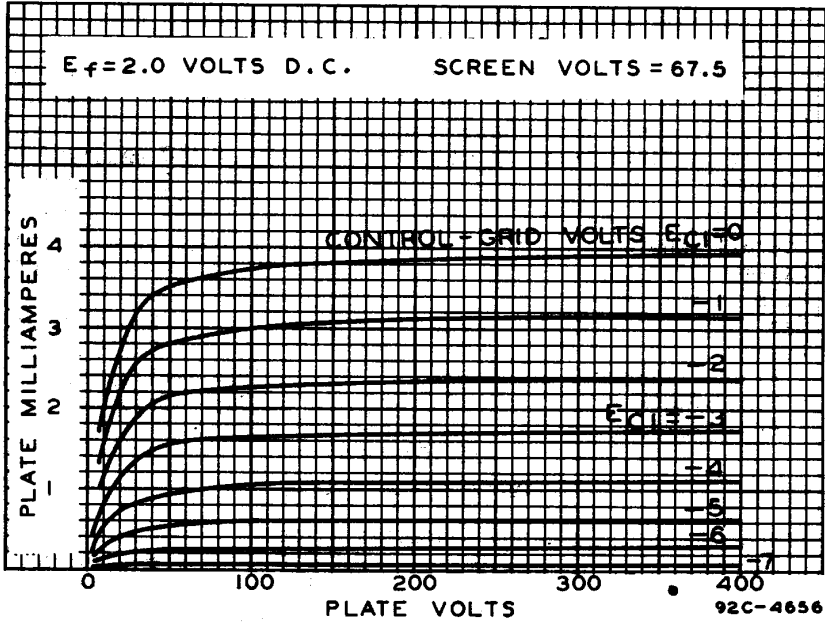
TENTATIVE DATA

1B4-P

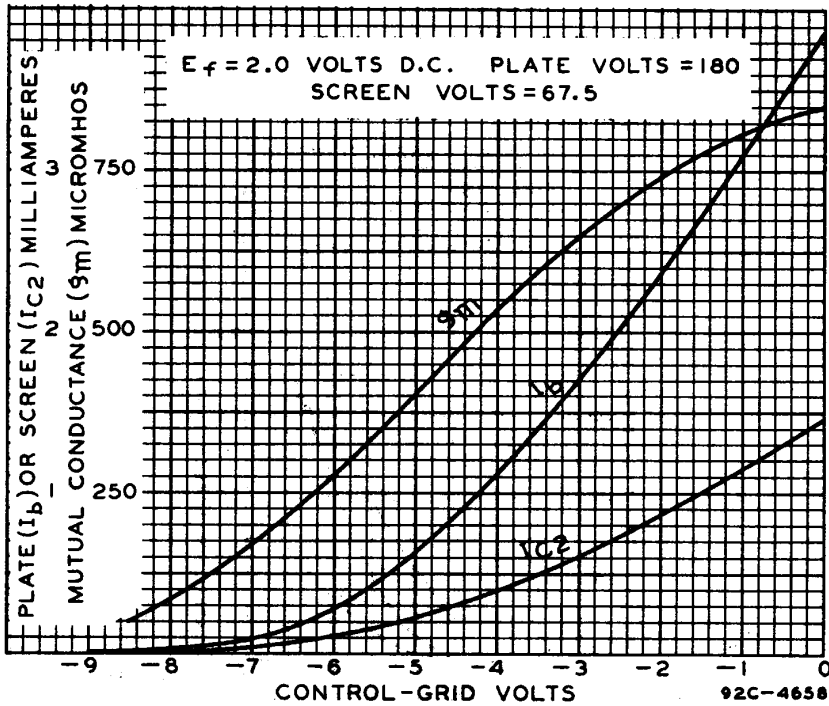


1B4-P

AVERAGE PLATE CHARACTERISTICS



AVERAGE CHARACTERISTICS



AUG. 31, 1936

RCA RADIOTRON DIVISION
RCA MANUFACTURING COMPANY, INC.

92C-4670