



Excellence in Electronics

TYPE 6X4W

The 6X4W is a heater-cathode type high-vacuum double diode of miniature construction designed for dependable operation as a full-wave power rectifier under conditions of shock and vibration usually found in mobile and aircraft applications.

MECHANICAL DATA

ENVELOPE: T-5 1/2 Glass

BASE: Miniature Button 7-Pin

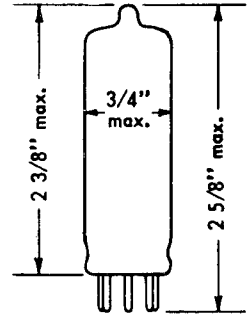
TERMINAL CONNECTIONS:

- Pin 1 Plate, Diode #2
Pin 2 No Connection
Pin 3 Heater
Pin 4 Heater
Pin 5 No Connections
Pin 6 Plate, Diode #1
Pin 7 Cathode

MECHANICAL RATINGS:

Maximum Impact Acceleration (Shock Test-Note 1) 700 G
Minimum Intermittent Heater Voltage Cycles (Note 2) 2000

MOUNTING POSITION: Any



ELECTRICAL DATA

HEATER CHARACTERISTICS:

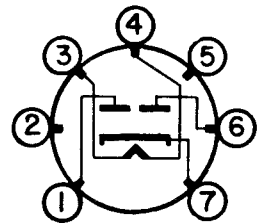
Heater Voltage (ac or dc) 6.3 +/- 10% volts
Heater Current 0.6 amps.
Maximum Heater - Cathode Voltage:
Heater Positive with Respect to Cathode 495 volts
Heater Negative with Respect to Cathode 495 volts

RATINGS - ABSOLUTE MAXIMUM VALUES:

Peak Inverse Plate Voltage 1375 volts
Peak Plate Current, per Plate 230 ma.
DC Output Current 77 ma.

CHARACTERISTICS AND TYPICAL OPERATION - FULL-WAVE RECTIFIER:

Table with 3 columns: Parameter, Choke Input, and Condenser Input. Rows include AC Plate Voltage, Filter Input Condenser, Minimum Filter Input Choke, Total Effective Plate Supply Impedance, DC Output Current, and DC Output Voltage at Input to Filter (at half-load and full-load).



BOTTOM VIEW

5BS

* Indicated value for conditions shown will limit peak plate current to maximum rated value. When a filter input condenser larger than 4 uf. is used, it may be necessary to increase the plate supply impedance to limit the peak current to the rated value.

Note 1 Test conditions and acceptance criteria per shock test procedures of JAN basic specifications.

Note 2 As checked at Ef=7.5 volts ac, on one minute and off one minute.

Tentative Data

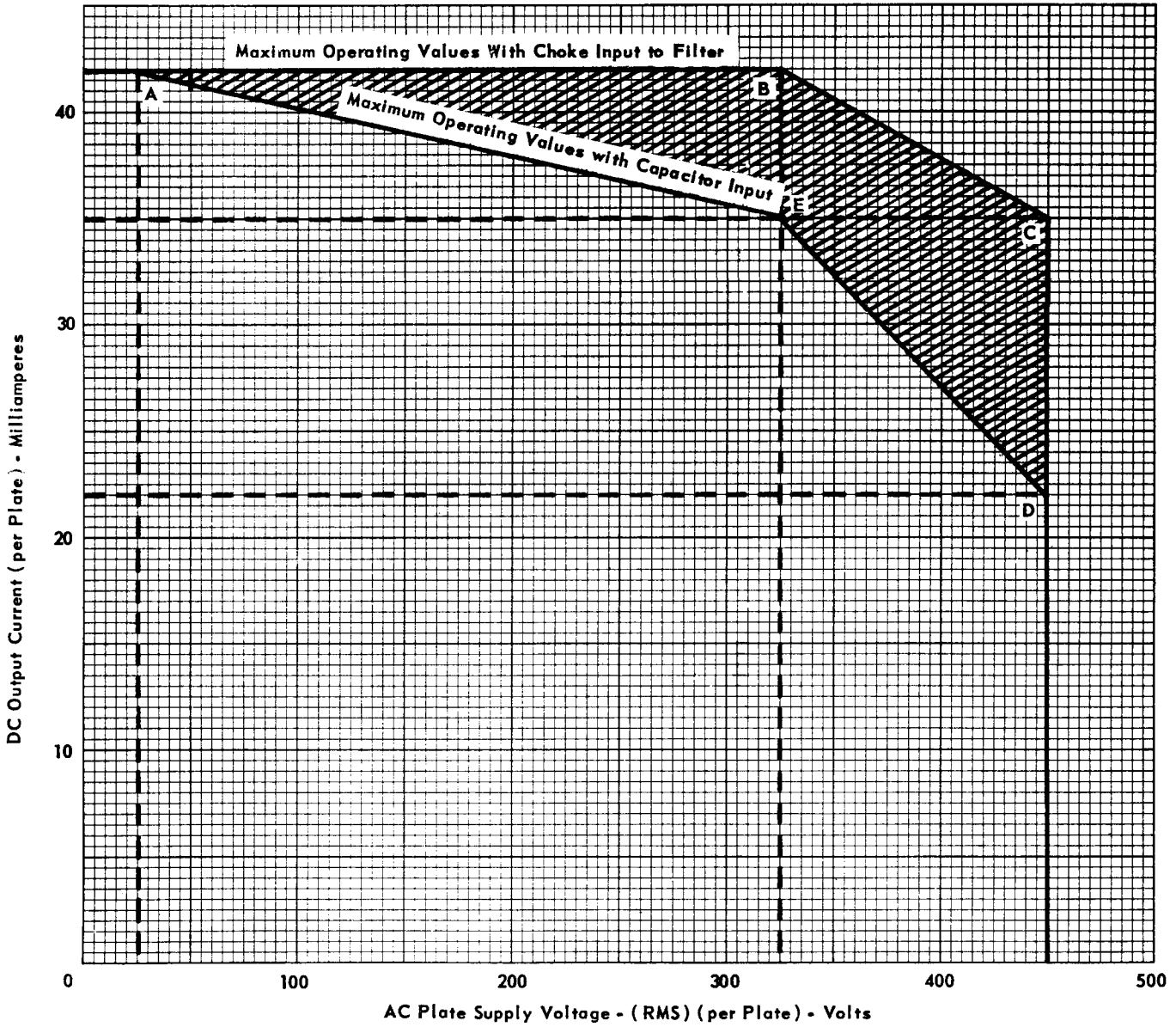
RAYTHEON MANUFACTURING COMPANY

RECEIVING AND CATHODE RAY TUBE OPERATIONS



DOUBLE DIODE

RATING CHART 1



RAYTHEON MANUFACTURING COMPANY

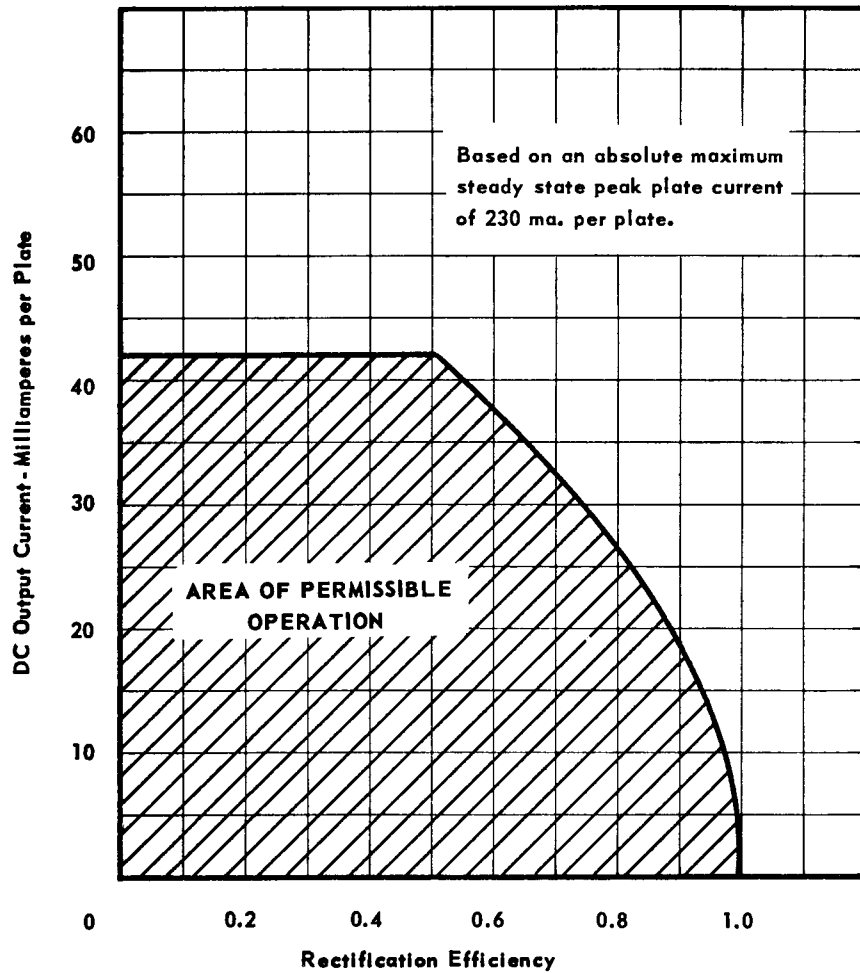
RECEIVING AND CATHODE RAY TUBE OPERATIONS



DOUBLE DIODE

RATING CHART 2

Maximum Rectification Efficiency
To Keep Steady State Peak
Current in Rating
Capacitor Input to Filter





RATING CHART 3

Minimum Source Resistance to Keep
Surge Current Within Rating

