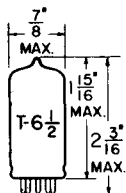


TUNG-SOL

TRIODE PENTODE

MINIATURE TYPE



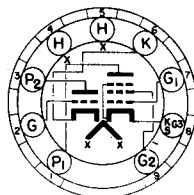
GLASS BULB

HEATER

6.3 VOLTS 0.45 AMP.

AC OR DC

ANY MOUNTING POSITION



BOTTOM VIEW
MINIATURE BUTTON
9 PIN BASE
9JF

THE 6EU8 IS A HEATER-CATHODE TYPE TRIODE-PENTODE IN THE 9 PIN MINIATURE CONSTRUCTION. IT IS DESIGNED PRIMARILY FOR THE USE AS A COMBINED TRIODE OSCILLATOR AND PENTODE MIXER IN TELEVISION RECEIVERS. THE TRIODE HAS A CONTROLLED CATHODE WARM-UP CHARACTERISTIC. EXCEPT FOR HEATER CHARACTERISTICS, THE 6EU8 IS IDENTICAL TO THE 5EU8.

DIRECT INTERELECTRODE CAPACITANCES

	WITH SHIELD	WITHOUT SHIELD	
PENTODE SECTION:			
GRID #1 TO PLATE: (G1 TO P) (MAX.)	0.10	0.02	$\mu\mu\text{f}$
INPUT: G1 TO (H+K)	5.0	5.0	$\mu\mu\text{f}$
OUTPUT: P TO (H+K)	3.4	2.6	$\mu\mu\text{f}$
TRIODE SECTION:			
GRID TO PLATE: (G TO P)	1.7	1.7	$\mu\mu\text{f}$
INPUT: G TO (H+K)	3.2	3.0	$\mu\mu\text{f}$
OUTPUT: P TO (H+K+S)	1.1	1.6	$\mu\mu\text{f}$
CATHODE TO HEATER (EACH SECTION): (K TO H)	3.60	3.60	$\mu\mu\text{f}$

RATINGS

INTERPRETED ACCORDING TO DESIGN CENTER MAXIMUM SYSTEM

	TRIODE	PENTODE	
HEATER VOLTAGE	6.3	6.3	VOLTS
MAXIMUM PLATE VOLTAGE	330	330	VOLTS
MAXIMUM GRID #2 SUPPLY VOLTAGE	---	330	VOLTS
MAXIMUM POSITIVE DC GRID #1 VOLTAGE	0	0	VOLTS
MAXIMUM PLATE DISSIPATION	3.0	3.1	WATTS
MAXIMUM GRID #2 DISSIPATION	---	0.55	WATTS
MAXIMUM GRID #1 RESISTANCE	100	100	KILOHMS

CONTINUED ON FOLLOWING PAGE

PRINTED IN U. S. A.

TUNG-SOL

CONTINUED FROM PRECEDING PAGE

RATINGS - cont'd.

INTERPRETED ACCORDING TO DESIGN CENTER MAXIMUM SYSTEM

HEATER VOLTAGE	6.3	VOLTS
MAXIMUM HEATER-CATHODE VOLTAGE:		
HEATER POSITIVE WITH RESPECT TO CATHODE		
DC COMPONENT	100	VOLTS
TOTAL DC AND PEAK	200	VOLTS
HEATER NEGATIVE WITH RESPECT TO CATHODE		
TOTAL DC AND PEAK	200	VOLTS
HEATER WARM-UP TIME*	11.0	SECONDS

TYPICAL OPERATING CONDITIONS AND CHARACTERISTICS

	TRIODE	PENTODE	
HEATER VOLTAGE	6.3	6.3	VOLTS
HEATER CURRENT	0.45	0.45	AMP.
PLATE VOLTAGE	150	125	VOLTS
GRID #2 VOLTAGE	---	125	VOLTS
CATHODE RESISTOR	56	---	OHMS
GRID #1 VOLTAGE	---	-1.0	VOLT
AMPLIFICATION FACTOR	40.0	---	
TRANSCONDUCTANCE	8500	6400	μ MHOS
PLATE RESISTANCE (APPROX.)	5000	80000	OHMS
PLATE CURRENT	18.0	12.0	MA.
GRID #2 CURRENT	---	4.0	MA.
GRID #1 VOLTAGE (APPROX.) FOR $I_b=10 \mu A$	-12.0	-9.0	VOLTS
CATHODE WARM-UP TIME ^A	35	---	SECONDS

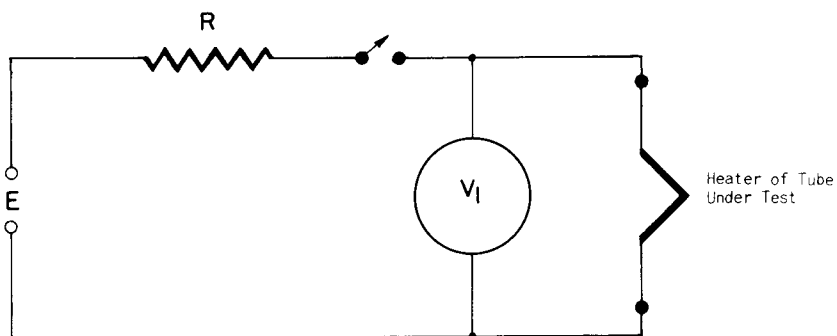
* HEATER WARM UP TIME IS DEFINED AS THE TIME REQUIRED FOR THE VOLTAGE ACROSS THE HEATER TERMINALS TO INCREASE FROM ZERO TO THE HEATER TEST VOLTAGE (V_1).

FOR TYPE 6EU8

$E =$ 25.2 VOLTS (RMS OR DC).
 $V_1 =$ 5.0 VOLTS (RMS OR DC).
 $R =$ 31.5 OHMS

A. CATHODE WARM-UP TIME IS DEFINED AS THE TIME REQUIRED FOR TRANSCONDUCTANCE TO REACH 6500 μ MHOS WHEN A TUBE IS OPERATED FROM A COLD START AT A PLATE POTENTIAL OF 100 VOLTS DC, ZERO GRID BIAS, AND AT A CONSTANT HEATER CURRENT OF 560 MILLIAMPERES FOR 5EU8 OR A HEATER POTENTIAL OF 5.5 VOLTS FOR THE 6EU8.

TUNG-SOL



PRINTED IN U. S. A.