

**TUNG-SOL**

**TRIODE**

MINIATURE TYPE

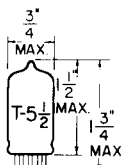
COATED UNIPOTENTIAL CATHODE

HEATER

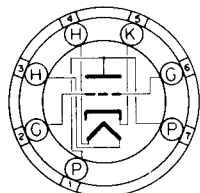
2.35 VOLTS 0.6 AMP.

AC OR DC

ANY MOUNTING POSITION



**GLASS BULB**



**BOTTOM VIEW**

MINIATURE BUTTON  
7 PIN BASE

7DK

THE 2T4 IS A LOW-MU TRIODE USING THE 7 PIN MINIATURE CONSTRUCTION. IT IS DESIGNED FOR USE AS AN OSCILLATOR IN UHF, 600 MA. SERIES HEATER OPERATED TELEVISION RECEIVERS. THERMAL CHARACTERISTICS OF THE HEATER ARE CONTROLLED SUCH THAT HEATER VOLTAGE SURGES DURING THE WARM-UP CYCLE ARE MINIMIZED PROVIDED IT IS USED WITH OTHER TYPES WHICH ARE SIMILARLY CONTROLLED. WITH THE EXCEPTION OF HEATER RATINGS, ITS CHARACTERISTICS ARE IDENTICAL TO THE 6T4.

**DIRECT INTERELECTRODE CAPACITANCES**

	WITH SHIELD <sup>A</sup>	WITHOUT SHIELD	
GRID TO PLATE	1.7	1.7	μuf
INPUT	3.3	2.9	μuf
OUTPUT	1.8	0.25	μuf
HEATER TO CATHODE <sup>B</sup>	2.9	3.0	μuf
GRID TO CATHODE <sup>B</sup>	2.6	2.6	μuf
PLATE TO CATHODE <sup>B</sup>	0.18	0.20	μuf
<b>GROUNDING GRID OPERATION</b>			
INPUT	5.7	5.5	μuf
OUTPUT	3.4	1.8	μuf

<sup>A</sup> SHIELD #316.

<sup>B</sup> MEASURED BETWEEN SPECIFIED ELEMENTS ONLY. WHEN EXTERNAL SHIELD IS USED, IT SHALL BE GROUNDED.

**RATINGS**

INTERPRETED ACCORDING TO DESIGN CENTER SYSTEM

HEATER VOLTAGE	2.35	VOLTS
MAXIMUM HEATER-CATHODE VOLTAGE:		
HEATER NEGATIVE WITH RESPECT TO CATHODE		
TOTAL DC AND PEAK	50	VOLTS
HEATER POSITIVE WITH RESPECT TO CATHODE		
DC	25	VOLTS
TOTAL DC AND PEAK	50	VOLTS
MAXIMUM PLATE VOLTAGE	200	VOLTS
MAXIMUM PLATE DISSIPATION	3.5	WATTS
MAXIMUM GRID CURRENT	8	MA.
MAXIMUM CATHODE CURRENT	30	MA.
HEATER WARM-UP TIME (APPROX.)*	11.0	SECONDS

\* HEATER WARM-UP TIME IS DEFINED AS THE TIME REQUIRED FOR THE VOLTAGE ACROSS THE HEATER TO REACH 80% OF ITS RATED VOLTAGE AFTER APPLYING 4 TIMES RATED HEATER VOLTAGE TO A CIRCUIT CONSISTING OF THE TUBE HEATER IN SERIES WITH A RESISTANCE OF VALUE 3 TIMES THE NOMINAL HEATER OPERATING RESISTANCE.

CONTINUED ON FOLLOWING PAGE

PRINTED IN U. S. A.

**TUNG-SOL**

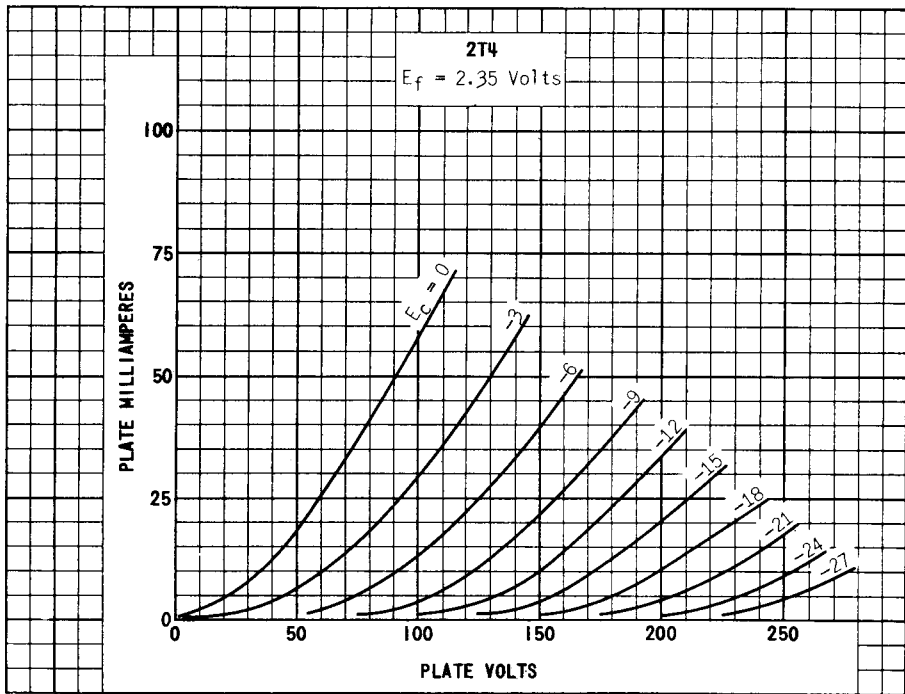
CONTINUED FROM PRECEDING PAGE

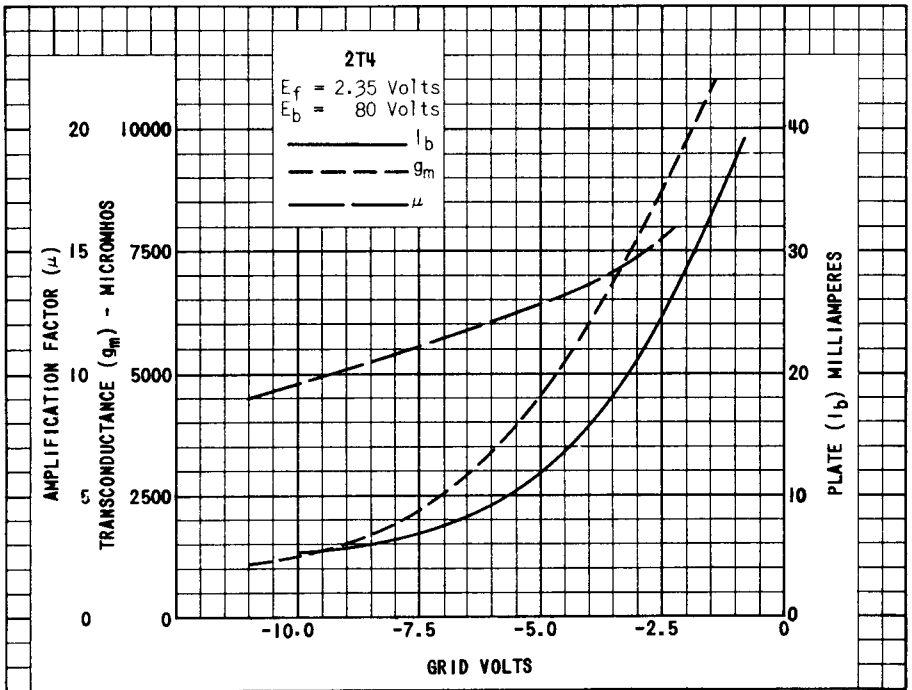
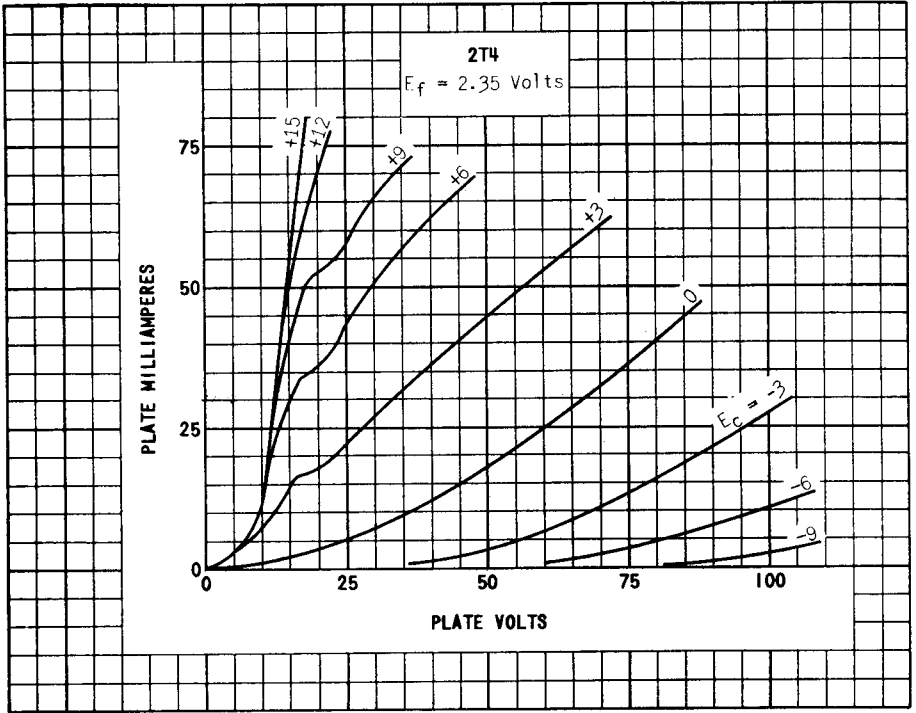
**TYPICAL OPERATING CONDITIONS AND CHARACTERISTICS**

HEATER VOLTAGE	2.35	VOLTS
HEATER CURRENT	0.6	AMP.
PLATE VOLTAGE	80	VOLTS
CATHODE BIAS RESISTOR	150	OHMS
PLATE CURRENT	18	MA.
TRANSCONDUCTANCE	7 000	μMHOS
AMPLIFICATION FACTOR	13	
PLATE RESISTANCE	1 860	OHMS
GRID VOLTAGE FOR 50 μA. PLATE CURRENT	-15	VOLTS

OSCILLATOR AT 950 MC.

HEATER VOLTAGE	2.35	VOLTS
HEATER CURRENT	0.6	AMP.
PLATE VOLTAGE	80	VOLTS
GRID VOLTAGE (SELF BIAS)	-4	VOLTS
GRID RESISTOR	10 000	OHMS
PLATE CURRENT	18	MA.
GRID CURRENT (APPROX.)	400	μA.





PRINTED IN U. S. A.