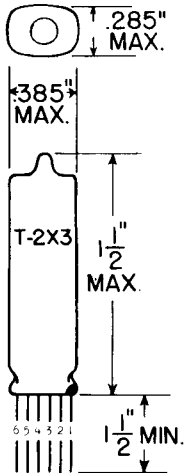


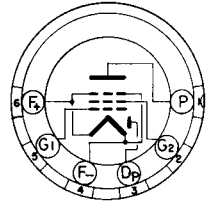
## TUNG-SOL

DIODE PENTODE  
SUBMINIATURE TYPE

GLASS BULB

COLORED DOT IS ADJACENT  
TO LEAD 1

COATED FILAMENT  
1.25 VOLTS .03 AMP.  
DC  
ANY MOUNTING POSITION



BOTTOM VIEW

0.016" TINNED  
FLEXIBLE LEADS  
LENGTH: 1.5" MIN.  
SPACING: 0.048"  
CENTER-TO-CENTER

GRID #3 IS COMPRISED OF TWO  
SEPARATE DEFLECTOR PLATES, ONE  
OF WHICH IS CONNECTED TO LEAD  
4 AND THE OTHER TO LEAD 6.

THE 1AG5 IS A FILAMENT TYPE DIODE-PENTODE DESIGNED FOR USE IN APPLICATIONS REQUIRING EXTREME ECONOMY OF SPACE, WEIGHT, AND BATTERY DRAIN. THE FLEXIBLE TERMINAL LEADS MAY BE SOLDERED OR WELDED DIRECTLY TO THE TERMINALS OF CIRCUIT COMPONENTS WITHOUT THE USE OF SOCKETS. STANDARD SUBMINIATURE SOCKETS MAY BE USED BY CUTTING THE LEADS TO 0.020" LENGTH.

## DIRECT INTERELECTRODE CAPACITANCES — APPROX.

WITH CLOSE FITTING SHIELD CONNECTED TO LEAD 4

GRID TO PLATE: (G <sub>1</sub> TO P)	0.10	μf
INPUT: G <sub>1</sub> TO (F+G <sub>2</sub> +G <sub>3</sub> )	1.7	μf
OUTPUT: P TO (F+G <sub>2</sub> +G <sub>3</sub> )	2.4	μf

## RATINGS

ABSOLUTE MAXIMUM VALUES

MAXIMUM FILAMENT VOLTAGE (DC)	1.25±20%	VOLTS
MAXIMUM PLATE VOLTAGE	50	VOLTB
MAXIMUM GRID #2 VOLTAGE	50	VOLTS
MAXIMUM TOTAL CATHODE CURRENT	0.5	MA.
MAXIMUM DIODE CURRENT FOR CONTINUOUS OPERATION <sup>A</sup>	0.25	MA.

<sup>A</sup> THE DIODE IS LOCATED AT THE NEGATIVE END OF THE FILAMENT.

CONTINUED ON FOLLOWING PAGE

## TUNG-SOL

CONTINUED FROM PRECEDING PAGE

## TYPICAL OPERATING CONDITIONS AND CHARACTERISTICS

CLASS A<sub>1</sub> AMPLIFIER

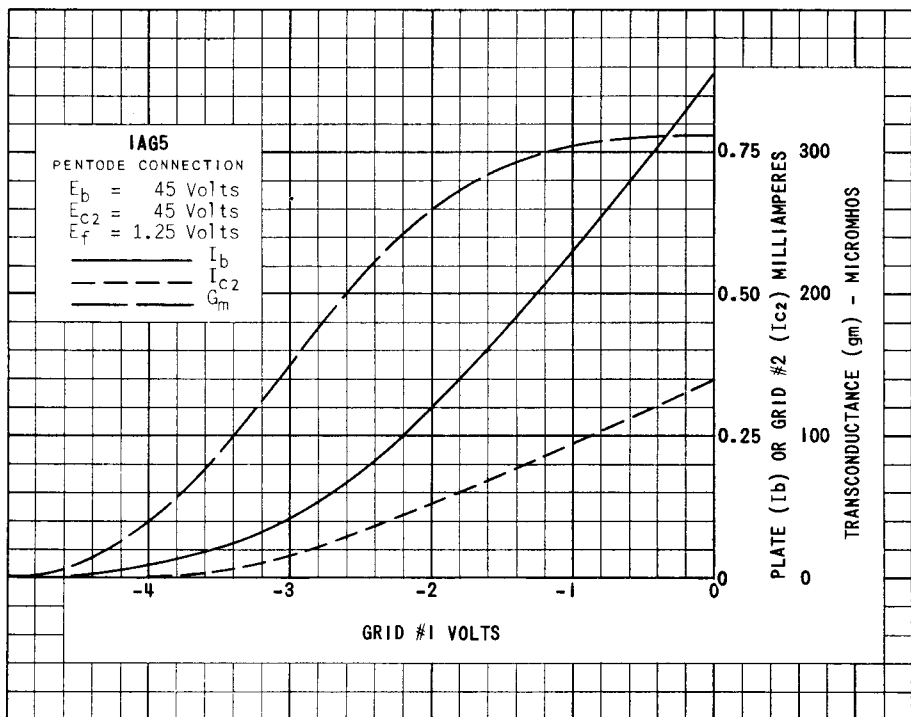
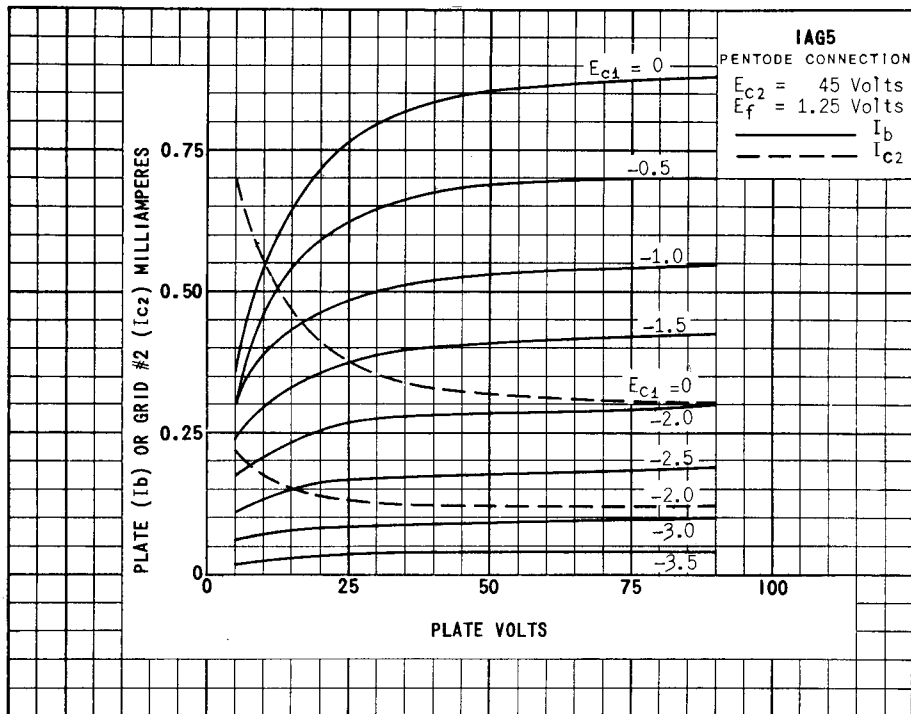
FILAMENT VOLTAGE (DC)	1.25	1.25	VOLTS
FILAMENT CURRENT	.03	.03	AMP.
PLATE VOLTAGE	22.5	45	VOLTS
GRID #2 VOLTAGE	22.5	45	VOLTS
GRID #1 VOLTAGE	0	-2.0	VOLTS
PLATE RESISTANCE	0.7	2.5	MEGOHM
TRANSCONDUCTANCE	235	250	μMHOS
PLATE CURRENT	0.17	0.28	MA.
GRID #2 CURRENT	0.043	0.12	MA.
GRID #1 RESISTOR	5	0	MEGOHM
MINIMUM DIODE CURRENT AT 10 VOLTS DC <sup>A</sup>		0.5	MA.

## RESISTANCE - COUPLED AMPLIFIER

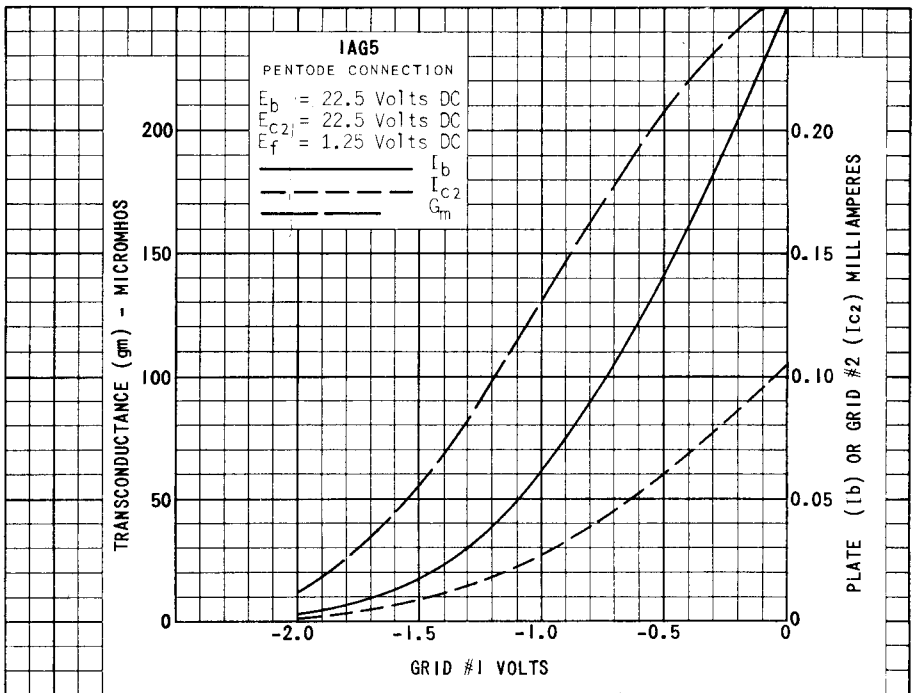
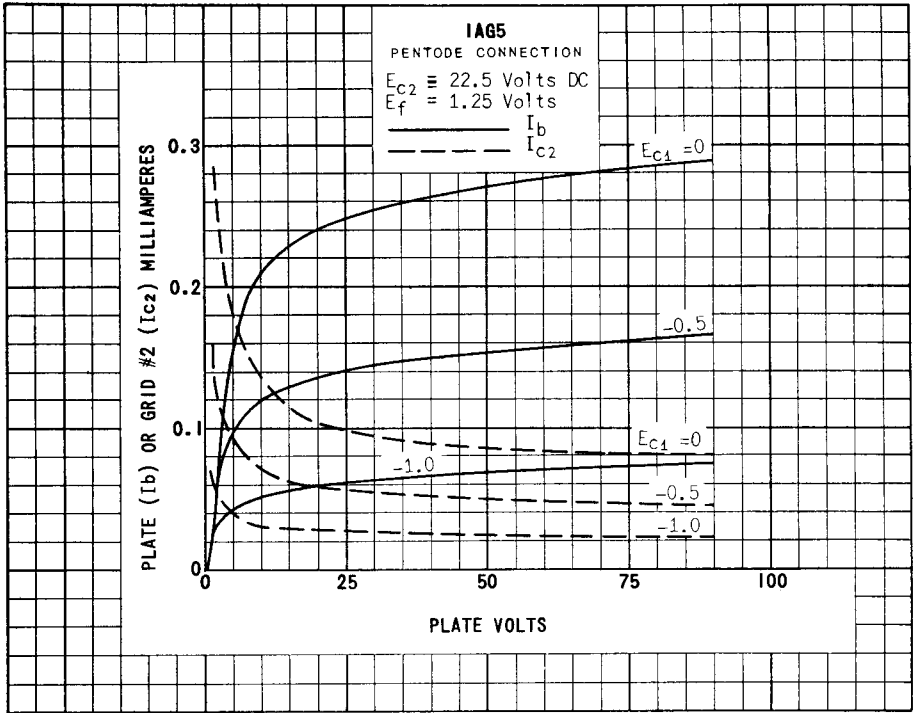
FILAMENT VOLTAGE (DC)	1.25	1.25	VOLTS
FILAMENT CURRENT	.03	.03	AMP.
PLATE SUPPLY VOLTAGE	45	67.5	VOLTS
GRID #2 SUPPLY VOLTAGE	45	67.5	VOLTS
GRID #1 VOLTAGE <sup>B</sup>	0	0	VOLTS
LOAD RESISTANCE	1	1	MEGOHM
SERIES GRID #2 RESISTOR	5	5	MEGOHMS
GRID #2 BY-PASS CONDENSER	0.1	0.1	μf
GRID #1 RESISTOR (FOLLOWING TUBE)	10	10	MEGOHMS
VOLTAGE GAIN (APPROX.)	50	70	

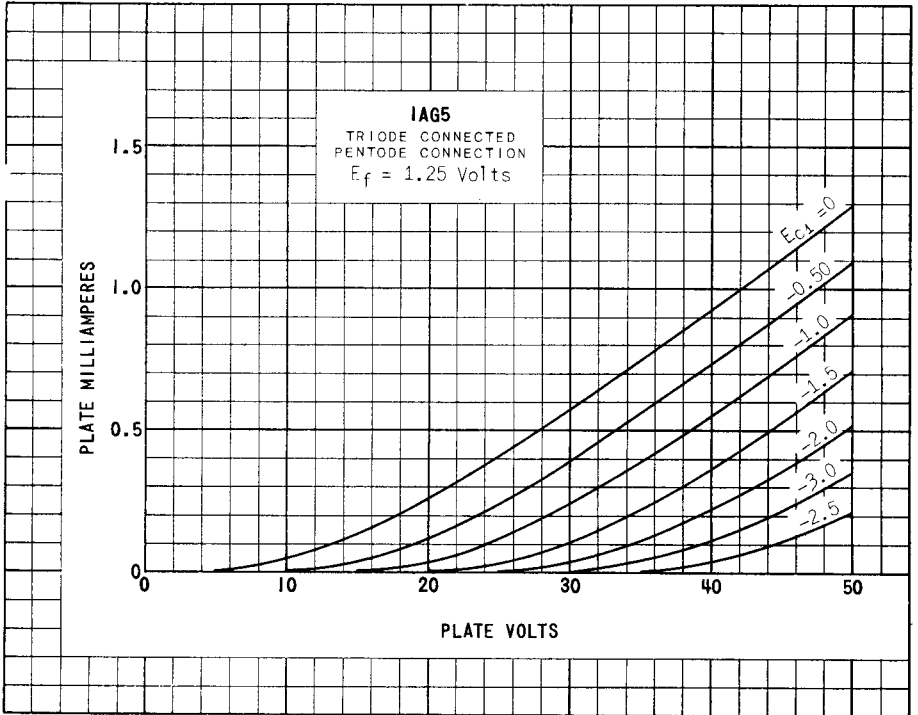
<sup>A</sup> THE DIODE IS LOCATED AT THE NEGATIVE END OF THE FILAMENT.

<sup>B</sup> GRID #1 RESISTOR = 5 MEGOHMS.



PENTACON U. S. A.





PRINTED IN U.S.A.