



IA4-P



IA4-P

## SUPER-CONTROL R-F AMPLIFIER PENTODE

Filament	Coated	
Voltage	2.0	d-c volts
Current	0.060	amp.
Direct Interelectrode Capacitances:		
Grid to Plate (with shield-can)		0.007 max. $\mu\text{mf}$
Input		5 $\mu\text{mf}$
Output		11 $\mu\text{mf}$
Overall Length		4-9/32" to 4-17/32"
Maximum Diameter		1-9/16"
Bulb		ST-12
Cap		Small Metal
Base	(2) (3)	Small 4-Pin
Pin 1-Filament +		Pin 4-Filament -
Pin 2-Plate	(1) (4)	Cap -Grid
Pin 3-Screen		

BOTTOM VIEW

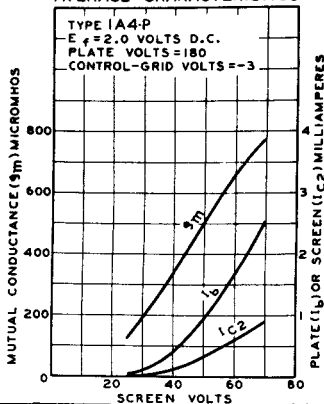
## AMPLIFIER - Class A

## Operating Conditions and Characteristics:

Filament	2.0	2.0	d-c volts
Plate	90	180 max.	volts
Screen	67.5	67.5 max.	volts
Grid	-3	-3	min.volts
Amp. Fact.	425	750	
Plate Res.	0.6	1.0	approx. megohm
Mut. Cond.	720	750	$\mu\text{mhos}$
Mut. Cond. *	15	15	$\mu\text{mhos}$
Plate Cur.	2.2	2.3	ma.
Screen Cur.	0.9	0.8	ma.

\* At -15 volts bias.

## AVERAGE CHARACTERISTICS



92C-4655

SEPT. 30, 1936

RCA RADIODRON DIVISION  
RCA MANUFACTURING COMPANY, INC.

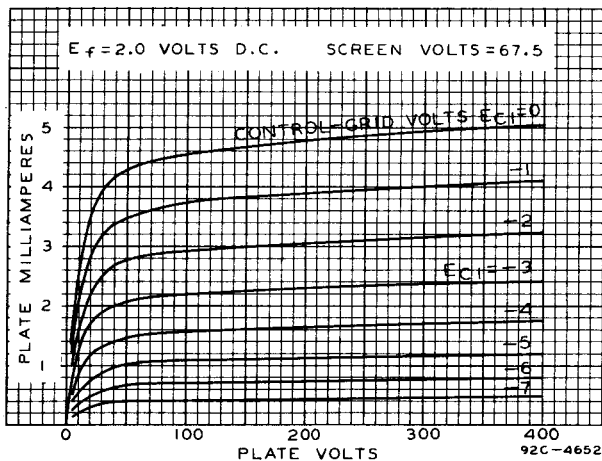
TENTATIVE DATA

1A4-P

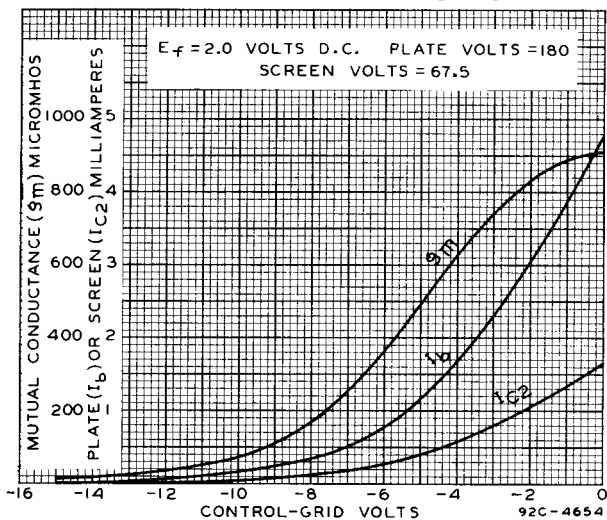


1A4-P

## AVERAGE PLATE CHARACTERISTICS



## AVERAGE CHARACTERISTICS



AUG. 21, 1936

RCA RADIODIVISION  
RCA MANUFACTURING COMPANY, INC.

92C-4665