




SCR-644

INSTRUCTIONAL LITERATURE:	STATUS:	STANDARD 20 Nov 43	NOTE: SEE INDIVIDUAL SECTIONS FOR SECTION CLASSIFICATION.	NOMENCLATURE DESIGNATION:		
	CHANGE IN STATUS:		RESTRICTED			
 RECTIFIER RA-42. FRONT VIEW			PART A - TECHNICAL CHARACTERISTICS (CLASSIFICATION: RESTRICTED) FREQUENCY RANGE: (Mc) 100-156 NUMBER OF CRYSTALS: 2 IN USE (FULL COMPLEMENT TO BE DETERMINED BY AAF). PRESET FREQUENCIES: VARIABLE (DIAL SETTING CHECKED WITH CRYSTAL CONTROLLED FREQUENCY METER.) ANTENNA: VERTICAL DIPOLE MOUNTED ON 76' MAST. TUNING: (MO OR XTAL) SENSITIVITY: 2-3mv/METER AT 50 MH SIGNAL RATIO 10 TO 1. SELECTIVITY: 2 TIMES DOWN LESS 100 Kc. 1000 TIMES DOWN MORE 350 Kc. POWER SOURCE: POWER UNIT PE-99 (7 1/2 KVA 110V 3 PHASE 60 CYCLE); ALSO HAS PROVISIONS FOR USING COMMERCIAL POWER FROM A 110V 2 WIRE SERVICE. SIMILAR SETS: RECEIVER STATION OF SCR-567. POWER OUTPUT: (WATTS) RECEIVER BC-639 1 WATT DISTORTED 1/2 W 10% DISTORTION. TUBES: (TYPE AND NUMBER) BC-638: 1-6SK7; 1-9002; 2-9003; 1-5V4G; 1-6L5G; 1-6E5. BC-639: 1-9002; 3-9003; 1-6SQ7; 1-6K6GT; 4-6SU7. BC-686: 3-25L6. RA-42: 1-5V4G.			
 RADIO RECEIVER BC-639. FRONT VIEW						
 FREQUENCY METER BC-638. FRONT VIEW SHOWING CRYSTAL COMPARTMENT COVER REMOVED						
PART B - TACTICAL CHARACTERISTICS (CLASSIFICATION: RESTRICTED)						
USE: TWO CHANNEL RECEIVER STATION FOR GROUND CONTROL OF INTERCEPTOR PURSUIT OPERATIONS. PART OF CONTROL NET SYSTEM SC3-3. RANGE: (MILES) MINIMUM OF 135 MILES WITH AIRCRAFT AT 10,000 FT. TO COMMUNICATE WITH: CONTROL SET SCR-572 OR SCR-642, RADIO SET SCR-573 OR SCR-643 BY TELEPHONE AND BY RADIO WITH FIGHTER AIRCRAFT EQUIPPED WITH SCR-522. TO REPLACE IN PART: TRANSPORTATION: TYPE OF SIGNAL: RECEIVES VOICE, TONE MODULATED AND CW.						
PART C - PRINCIPAL COMPONENTS (CLASSIFICATION: RESTRICTED)						
ITEM		DIMENSIONS			WEIGHT	CLASSIFICATION
		HEIGHT	WIDTH	DEPTH		
2	RECEIVERS BC- 639 EACH	10 1/2"	19"	13 1/2"	36	RESTRICTED
2	RECTIFIERS RA-42 EACH	7	19	8 1/2	26	RESTRICTED
1	FREQUENCY METER BC-638	11 1/2	19	7	35	RESTRICTED
2	CONTROL UNITS RM-18 EACH	5	19	8 3/4	16	RESTRICTED
2	AMPLIFIER BC-686	12	19	11	36	RESTRICTED
1	FUSE PANEL PN-15	5	19	5	24	RESTRICTED
1	FUSE PANEL PN-5	2 1/2	19	4 5/8	15	RESTRICTED
2	FRAMES FM-39 EACH	72	20	3	121	RESTRICTED
1	ANTENNA AN-86	PAKED IN 25 CU. FT.	5 PAKAGES	APPROX.	743	RESTRICTED
2	ANTENNA EQUIPMENT RC-81	12	28 1/2	38 1/2	4	RESTRICTED
COMBINED WEIGHT OF COMPONENTS:					2,500#	APPROX.
COMBINED VOLUME:					400 CU. FT.	APPROX.
SHIP TONNAGE:					1 1/4 T	APPROX.